

PINE TREE COUNCIL

# UNIVERSITY OF SCOUTING



OPEN TO  
ALL LEADERS &  
SCOUTS 14 yrs  
and OLDER

CUB LEADERS  
CHECK OUT THE  
POW WOW  
ON PAGE 3 !!

## CATALOG OF COURSES

SATURDAY, MARCH 24, 2012

CENTRAL MAINE COMMUNITY COLLEGE  
AUBURN, MAINE



# Welcome to the University of Scouting

Dear Fellow Scouters and Learners:

It is our privilege to welcome you to the 2012 University of Scouting in Pine Tree Council! Like other colleges, we are a community of learners gathered to increase our understanding and our skills in providing a service to our youth. At the University, we have a common dedication to youth and have a single focus; to provide resources for the dedicated Scouters, parents, and supporters who make Scouting happen in our communities.

Because the University is "beyond the basics" supplemental training, we hope you will gain much better insight into one of the world's most valuable youth programs and we are sure you will have fun.

You will find tools in this catalog to complete your registration for this event. Although our courses are classified by BSA program (Boy Scouts, Cub Scouts, etc.), you are more than welcome and encouraged to enroll in courses offered in other colleges. We are pleased to note that the Cub Scout POW WOW will be offered again (See the POW WOW description on page 3). Be sure to take advantage of the early registration discount by registering right away!

For providing their insights, we are indeed grateful to our instructors who are giving their time and expertise to make these presentations. They were selected not just for their knowledge and experience but also for their creativity and enthusiasm. It is their dedication and commitment that will make this event so valuable. And it is your participation that makes Scouting programs so magnificent! Thank you.

**Jim Thomas**  
University President  
2012 University of Scouting

**Tony Rogers**  
Council Scout Executive  
Pine Tree Council, BSA

## 2012 University of Scouting Steering Committee

**University President**  
Jim Thomas  
jht@maine.rr.com  
207-829-9235

**University Staff Adviser**  
Cathy Gosselin  
cgosseli@bsamail.org  
207-797-5252 x14



**Dean of Cub Scouting**  
Jennie-Mae Nisbet  
jenniemaie13@rocketmail.com  
207-357-3816



**Dean of Boy Scouting**  
Mike L'Abbe  
mlabbe@gwi.net  
207-653-6197



**Dean of General Studies**  
Jacob Moorman  
jacobmoorman@gmail.com  
207-370-5668



**Dean of OA Studies**  
Shane Dorval  
dorvalorama@gmail.com

**Adviser for OA Studies**  
Caleb Frederick  
cfred@metrocast.net



**POW WOW Dean**  
Sherry Robinson  
mom23giz@yahoo.com  
207-878-6484



**Council Commissioner**  
Clinton Staples  
clinton@gwi.net  
207-636-1597



**Past President**  
Bob Robinson  
rrobinso@maine.rr.com  
207-878-6484

**Registrar**  
Paul Hallee  
phallee@trcsolutions.com

**Scouting Showcase**  
Richard Lambert  
rlambert@sacomaine.org

**Facilities**  
Tom Morris  
tmorris@megalink.net

**Public Relations/Promotion**  
Matt Dubois  
mattubwah@gmail.com

# *What's Happening in 2012...*

---

## *Cub Scout POW WOW*



*"The Best of the West"*

**What is POW WOW?** POW WOW is *THE* Cub Scout Leader learning experience of the year. It is a fun filled day of *hands-on* classes to supplement and enrich your program. It includes **FUN**, fellowship, networking and lots of great ideas. It is, in and of itself, a "mini-university".

**Who should attend?** Any and ALL Cub Leaders! Sessions are designed to help CMs, DLs, MCs and others carry out an exciting and successful Cub Scout program for their boys. If *you* want to play a part in the success of *your* Pack or Den, **YOU** should attend.

**What will I do?** You will have **FUN!** Three groups of 10-15 participants will attend three classes over periods 1, 2, and 3 in a rotating format. Classes include Make and Take Cub Crafts, The Magic of Songs and Skits, Fun and Games Galore! Come prepared to *DO, SING and PLAY*. Bring a camera and a tote to carry all your goodies! Period 4 will be a larger gathering of all three groups in "Buffalo Bill's Wild West Extravaganza" where you will experience a Pack Meeting like no other! Saddle up and mosey on in to POW WOW 2012!



**How do I register?** Register early-space is limited! Registration fee includes all handouts and a huge POW WOW Book. *Mail in registrations-* Check the POW WOW box (for periods 1-4) and then choose classes to fill periods 5 and 6. *On line registrations-* Select POW WOW (for periods 1-4) and then select classes to fill periods 5 and 6.

### ***POW WOW Sessions:***

#### ***Make and Take Cub Crafts***

Each participant will have the opportunity to make a special theme related craft for each level in the Cub program. All materials will be provided. Lists of "what to have", "where to get" and other great ideas will be included in your hand out.

#### ***The Magic of Songs and Skits***

Learn how to perform unique and entertaining songs and skits that will add a magic quality to any meeting. All props and lyrics will be provided. You will sing and laugh and have wild (west) fun!

#### ***Fun and Games Galore!***

Boys and games go together like cowboys and Indians. Participants will be asked to join in the fun and experience some games of old and some new-fangled ones, too. The need of having a Game Chest will be explained and starter cards will be provided.

#### ***"Buffalo Bill's Wild West Extravaganza!"***

The POW WOW Finale will be wilder than the Old West! Ceremonies, awards and recognition will come to life in a "Show of Shows!"



# What's Happening in 2012...

---


## *Youth Leadership Institute*

*Are you a Boy Scout?  
Venturer? Explorer? Sea Scout?*

*Are you at least 14 years old?*

*Are you ready to take the next step in  
leadership development?*

Then it's time for you to register for the 2012 University of Scouting! From how to run a PLC meeting to Eagle advancement help to camping and outdoor skill instruction, the University is the place for older scouts to continue to develop their knowledge and leadership skills.

Youth participants should select five classes from those marked with the  icon. Service to others is an important component of leadership, so Youth Leadership Institute participants will also perform one period of service.

On your registration form, fill in your 5 class choices, and write 'Service' in either period 3 or 6. Make sure you check the box for the reduced registration fee of \$10 for youth participants.

## *Pine Tree Scout Shop*

The Pine Tree Scout Shop will be at the University of Scouting to provide you with additional resources to compliment these great courses. Don't forget to stop by and pick up essential resources to bring your University of Scouting experience back to your unit.



## *The Scouting Showcase*












Be sure to schedule a period to spend some time at the Scouting Showcase, a midway of displays and exhibitions that will be open through periods 1, 2, 3, and 4. We'll have the usual showcase and exhibition areas featuring Summer Camp, High Adventure and many others. We'll also have vendor displays for products and services that support scouting. Take home some great ideas for trips for your packs and troops.

If you would like to be an exhibitor, please contact Richard Lambert at [rlambert@sacomaine.org](mailto:rlambert@sacomaine.org).

















# Period 1

(9:00-9:50)

College	Course #	Course Name	Description
	CS03	<b>Resources, Resources and more Resources</b>	Looking for more from Scouting? Want to give more to the boys? Learn where to get more ideas and find more opportunities. Scouting is only limited by your efforts.
	CS04	<b>Delegating Duties and Preventing Burnout</b>	Figure out what needs to be done and get someone else to do it. This course is designed to help Cubmasters and committees from wearing too many hats, getting help from the parents and using Den Chiefs.
	BS01	<b>Troop Record Keeping</b>	Computerizing your records? See how this can work for your unit. The session will focus on paper and computer methods for keeping your unit's records organized. A discussion of Council requirements for tour permits, Advancement Reports and Unit re-chartering will also be part of this course.
	BS05	<b>Merit Badge Counselor Orientation</b>	Learn how Merit Badges fit into the Advancement program, what you need to do to become a Merit Badge Counselor and the nuts and bolts of working with scouts and Merit Badges. Assure our boys the best possible experience by knowing the appropriate procedures and policies concerning merit badge counseling.
	BS13 Ⓨ	<b>Life to Eagle Process</b>	So the Scout has made Life! Learn the process to get from Life to Eagle rank and what makes a good service project.
	GS01 Ⓨ	<b>Lightning Talks 2011</b>	Ever wish you could attend all the courses? This new course will present all 15 of last year's General Studies courses in short 2-5 minute-per-course lightning talk format. Get the key takeaways and resources information, from Maine tribes to unit finances to gear maintenance.
	GS02 Ⓨ	<b>Autism Spectrum Disorders</b>	Learn how to support Cub and Boy Scouts with autism spectrum disorders, including Asperger's.
	VN01 Ⓨ	<b>Recruiting Venturing and Exploring Age Youth</b>	If you are having a difficult time getting kids in high school to join your Crew or Post, this course will help you identify how to reach out to this age group and entice them into joining the programs you are offering.
	CM01	<b>Practical Solutions to Common Unit Needs</b>	Understand how to respond to unit needs. Clear away the mystery and become familiar with commissioner worksheets and UVTS.
	OA08 Ⓨ	<b>Introduction to Ceremonies (OA members only)</b>	Been to your Ordeal and like what you saw? Seen a Call-Out Ceremony at a camporee and want to get involved? This is the session for you. There will be basic discussion on types of ceremony, staging ceremony, costuming, and creating a team.
	SS01	<b>Scouting Showcase</b>	Be sure to schedule a class period to visit the great displays and exhibitions in the Scouting Showcase.















## Period 2

(10:00-10:50)

College	Course #	Course Name	Description
	CS05	<b>Webelos to Boy Scout: Crossing Over with Your Boys!</b>	This session will help the excellent Cub leader become a great Boy Scout leader by providing tips on boy-lead troop concepts. This session will help Scouters know what is involved with graduating Webelos into the Boy Scout program. This course will be held jointly with BS19.
	CS10 Ⓨ	<b>Cub Scout Outdoor Cooking</b>	Did you ever notice things taste better cooked outside? Learn how to teach the kids the basics of outdoor cooking with some simple recipes and techniques they'll love. This outdoor course will show you ideas that Cubs will eat right up!
	BS02 Ⓨ	<b>Advanced Knot Tying</b>	Knots, knots, knots! Come learn about more than just the basic knots and how they are used.
	BS06 Ⓨ	<b>Backpacking I</b>	This course will cover beginner topics for backpacking with your troop. Choosing the right gear to lighten the load. What else to bring (and what not to bring!) Topics will include differences between "heavy camping" and mobile camping and safety on the trail. Tips on places to go...and more!
	BS10 Ⓨ	<b>Dutch Oven Basics</b>	<b>This course is offered twice.</b> Either hour is appropriate for any "D.O." experience level. Discussion will include how much charcoal to use for baking versus boiling, placing the briquettes on/under the oven, some good recipes to start with, and examples of accessories. Learn basic techniques on dishes, seasoning, cleaning, etc. This course will be held outdoors
	BS17 Ⓨ	<b>A Live PLC Meeting</b>	Come and witness how Scouts should run a successful Patrol Leader's Council (PLC) meeting. This course will consist of an actual, live PLC meeting and will include time for questions and answers! Great for adult leaders struggling with the boy-led concept and veteran scouters alike!
	BS19	<b>Webelos to Boy Scout: Crossing Over with Your Boys!</b>	This session will help the excellent Cub leader become a great Boy Scout leader by providing tips on boy-lead troop concepts. This session will help Scouters know what is involved with graduating Webelos into the Boy Scout program. This course will be held jointly with CS05.
	GS03 Ⓨ	<b>Victory Gardens</b>	At least 12K scouts had victory gardens in WWI and this grew to 20K in WWII. Learn the techniques to help keep gardening simple and successful. Help your scouts have a home, den or unit garden.
	GS04 Ⓨ	<b>Scouting Heritage</b>	Learn about people like West and Seton, as well as some of our past Maine scouting leaders. A review of some of Scouting's milestones and challenges. How has our uniforming and program changed?
	VN02 Ⓨ	<b>Starting Up a Co-ed Youth Program!</b>	Interested in starting a <b>Venture Crew, Explorer Post, or Sea Scout Ship</b> ? This class is for you! Get started with the right tools and knowledge and your new Unit can be an exciting place for everyone who participates. This course will explain the advantages of establishing a unit with Co-ed Youth, 13 – 20 years of age, how to organize a unit as well as best practices on keeping youth involved.
	CM02	<b>Commissioner Style</b>	Diplomacy, exceptional service, and how to right a wrong. All things that a great commissioner needs to know.
	OA05 Ⓨ	<b>Strengthen Your Unit Through the OA</b>	This session will discuss how the Order of the Arrow's program can help your Unit retain older scouts, benefit your Unit's program, and enliven your program's ceremonies using your OA Troop Representative and other useful tools.
	OA06 Ⓨ	<b>Introduction to Native Costuming</b>	Seeing someone dressed in Native Costume can be an awe-inspiring thing to Cub Scouts and Boy Scouts alike. Come to this hands on class to learn the art of Native Costuming. Learn common clothing ideas, sewing technique, and beading, while having a bit of fun at the same time.
	SS02	<b>Scouting Showcase</b>	Be sure to schedule a class period to visit the great displays and exhibitions in the Scouting Showcase.













## Period 3

(11:00-11:50)

College	Course #	Course Name	Description
	CS06	<b>Mad Scientist: Fun with Science</b>	Science made to intrigue and arouse the natural curiosity of boys and bring the world around them alive. Hands on activities and experiments. Great for Den Leaders!
	CS11 Ⓨ	<b>Webelos Outdoor Cooking</b>	Getting tired of hot dogs over the fire? Teach your Webelos how to cook with limited supplies. These recipes are a little more advanced than the Cubby recipes. Webelos will love outdoor cooking and enjoy eating meals they've cooked themselves. This course will be held outdoors.
	BS07 Ⓨ	<b>Backpacking II</b>	This course will cover advanced topics in mobile and back country camping. Topics will include converting your unit into a mobile unit, high adventure trips, back country safety, planning your trip and more.
	BS09 Ⓨ	<b>Winter Camping</b>	This session will cover how to plan and prepare for a successful winter camping trip. Topics: equipment, clothing, tour permits, food, transportation, health requirements and places to try.
	BS11 Ⓨ	<b>Dutch Oven Basics</b>	<b>This course is offered twice.</b> Either hour is appropriate for any "D.O." experience level. Discussion will include how much charcoal to use for baking versus boiling, placing the briquettes on/under the oven, some good recipes to start with, and examples of accessories. Learn basic techniques on dishes, seasoning, cleaning, etc. This course will be held outdoors
	BS18 Ⓨ	<b>Team Building Activities and Games</b>	Teambuilding activities can be loads of fun and a tool for strengthening your unit. They can be good icebreakers and a way to build stronger ties.
	BS24 Ⓨ	<b>Introduction to the E.D.G.E. Method</b>	New BSA advancement requirements require scouts to use this exciting new training technique. Come see how you can teach your scouts to use the Trainers EDGE (Explain, Demonstrate, Guide, Enable) method. The Trainers EDGE has been featured in Woodbadge for the 21st Century and the National Youth Leadership Training (NYLT) courses and now comes to your unit!
	GS05 Ⓨ	<b>Four Seasons of Fishing</b>	Fishing includes a broad range of activities across all four seasons. We'll give you the basics and tips on integrating fishing in to your unit program.
	GS06 Ⓨ	<b>A Scout's Own Service</b>	Take part in a Scout's Own service, and learn first-hand how to conduct one during your unit and district events.
	VN03 Ⓨ	<b>Preparing for Water-based Activities</b>	What special considerations must be made in order to have an exciting, successful, and safe water-based experience? Attend this course and find out how to complete a Float Plan, prepare yourself and your participants for all types of emergencies, and learn about the best in safety equipment for your Trek! (This course is great for Venturer, Explorer, Sea Scout and Boy Scout Units!)
	CM03	<b>Good Commissioner- Professional Relationships</b>	This is a special partnership that is the core of Scouting success in a council and a district. Learn how to make this work for the betterment of your units.
	OA01 Ⓨ	<b>Get Involved (OA members only)</b>	Finding your niche in a new group can be hard, but the active members in the Order of the Arrow at this session will explain how easy it really is to become active yourself. Exploring opportunities for service, learning and fun, this session will throw you right into the middle of the Scouting's National Honor Society.
	OA03 Ⓨ	<b>Introduction to Drumming</b>	Whether using a Hand Drum or something larger, Drumming is an impressive tool to use whenever you need undivided attention or just a fun atmosphere. Useful for Crossovers, Call-Outs, or even pure enjoyment, Drumming will insure membership retention and a love for Native Tradition in your program.
	SS03	<b>Scouting Showcase</b>	Be sure to schedule a class period to visit the great displays and exhibitions in the Scouting Showcase.














## Period 4

(1:00-1:50)

College	Course #	Course Name	Description
	CS07	<b>Journey to Excellence: Annual Planning for Running a Great Program</b>	Annual Planning for the <i>entire</i> year from the viewpoint of working as unit to Succeed through training, budgeting, program planning, and recruitment!
	CS08	<b>Whittlin' Wood Don't Cut Corners</b>	Learn about knife safety and how to teach it to the boys. Learn some whittling techniques that will help them (and you) keep your digits and your corners. Bring your pocketknife for hands on instruction.
	BS03	<b>Awards for Boy Scouts</b>	Learn what awards are available to Boy Scouts beyond the basic advancement requirements.
	BS12 (Y)	<b>Food Dehydration</b>	Topics covered will include the equipment and techniques for proper food dehydration for all types of camping and cooking.
	BS21	<b>Troop Committee Roundtable (Developing an Effective Troop Committee)</b>	Designed for Troop Committee members, but great information for all! This course will be a roundtable for discussion about the role of committee members. Share your experiences. For all levels of experience.
	BS22 (Y)	<b>Essential Gear for Camping</b>	This introductory course is offered for the adult with some, but limited camping experience in scouting. You've camped with your family; now see the needs for camping with a Boy Scout Troop. Great for Cub or Boy Scout leaders.
	GS07 (Y)	<b>Citizen Scientists</b>	Making geology, model rocketry, and the scientific method approachable for everyone.
	GS08 (Y)	<b>Frozen Few</b>	A primer on Klondike Derby, OKPIK, snowshoeing, cross-country and downhill skiing, ice skating. Winter activity ideas for Cubs and Boy Scouts, and information on winter event safety.
	VN04 (Y)	<b>Wow Factor Program</b>	Tired of running the same ol' same ol' program in your Venture Crew or Explorer Post? Spice things up with Wow Factor! This course lays out some basics for spicing up your Crew or Post activities with program that has Wow Factor. The how to's and what not to's. From Idea, to planning, to executing.
	CM04	<b>Good Commissioners Need Both Head and Heart</b>	Take what you learned in CM01 and build on it! Service isn't just part of the job, it is the job. Become a unit oriented commissioner and help your units grow strong through great service.
	OA09 (Y)	<b>Lodge Executive Committee Meeting (OA members only)</b>	This will be a regular meeting of Madockawanda Lodge's Executive Committee. All Lodge and Chapter Officers, Advisers, and Committee Chairs are required to come prepared with their reports.
	SS04	<b>Scouting Showcase</b>	Be sure to schedule a class period to visit the great displays and exhibitions in the Scouting Showcase.























## Period 5

(2:00-2:50)

College	Course #	Course Name	Description
	CS02	<b>Fun in the Summer Sun</b>	Cubbing doesn't end with school! Summer's a GREAT time for awesome Pack activities. Come explore Cub-level aquatics, and local trips perfect for Cubs.
	CS09	<b>Recruiting Boys and Leaders and Keeping Them</b>	Learn how to market your unit and increase youth membership, which also will provide you with a larger parent pool to help grow your adult leadership team. Find out how to find the right fit for the parents in your Pack and how to find their individual strengths and skills and tap into them. Learn how to get them to help, and clever ways to recognize their efforts.
	CS12	<b>That Cubmaster Spark "Pack" your Meetings with Pizzazz</b>	What is the secret to being a successful Cubmaster? Learn how to make your Pack Meeting <u>dynamic</u> by and creating Pack Meetings they'll be talking about for weeks (because next month's will be better).
	BS04	<b>Effective Scoutmaster Conferences &amp; Board of Reviews</b>	This session will illustrate the differences and similarities of the SM Conference and the Board of Review. Discussion will include how the scout and the troop both benefit. Meaningful Conferences and Boards of Review is a critical step in the advancement process. And a great learning tool for the Troop Committee. Learn how to use this time to guide and give purpose to your Scouts. What to ask, what to say, what to do, how to get the most out of these conversations.
	BS08 Ⓨ	<b>Ceremonies in Boy Scouting!</b>	This session provides a discussion of ideas for conducting meaningful and timely ceremonies for all sorts of activities – openings and closings, Scouts Own (worship) service, individual and group recognition, advancement, etc. Regular and Eagle Courts of Honor will be discussed.
	BS14 Ⓨ	<b>Retaining Older Scouts (Keeping Scouting Fun for the Older Guys!)</b>	How to keep older scouts active and interested using programs like Venturing, High Adventure Patrols, National High Adventure Bases, NYLT, Youth Leadership training, Order of the Arrow and other opportunities. Sit in on this chance to share ideas.
	BS25 Ⓨ	<b>Hypothermia and Cold Related Injuries</b>	Living and Scouting in Maine offers four seasons of tremendous opportunities to be outside. But, Outdoor conditions here change quickly. (If you don't like the weather, wait a minute!) This course will help you to Be Prepared for the cold. An excellent follow up to the Winter Camping course offered in a previous period.
	GS09 Ⓨ	<b>Water Purification Hands-On</b>	Hands-on with broad set of water purification equipment and techniques.
	GS10 Ⓨ	<b>Scouts Canada and 50 Words of French</b>	Maine has a strong Franco-American population. Learn about scouting north of the border, learn your first 50 words of Français to put you on track for your French interpreter strip, and find out about international opportunities.
	VN05 Ⓨ	<b>Planning a Multi-day Co-ed Conference or Academy</b>	What are the nuts and bolts of planning, preparing, and executing a high quality long-term learning youth experience? Topics will include co-ed housing considerations, scheduling activities, and keeping things moving in a youth-led co-ed scouting program. This course will provide you with an understanding of the critical components of a successful multi-day Academy or Conference!
	CM05	<b>Recruiting New Commissioners</b>	Recruiting new commissioners is just the job for the District Commissioner right? Wrong! It is the job for every commissioner here in Pine Tree Council. Get the skinny on how to do well so you can help more units and make a positive difference here in the council.
	OA02 Ⓨ	<b>Communications for Chapters and Committees (OA members only)</b>	Do you send an urgent email to your group only to receive a reply from one of them more than two weeks late? This session, with legendary communicator Bruce Rueger, will detail the in's and out's of new and old ways of communication to make your Chapter or Committee more productive. (This session could be applied to any group setting.)
	OA07 Ⓨ	<b>Ceremonies for Everyone</b>	Ceremonies aren't just for OA Ordeals and Summer Brotherhoods. The Order of the Arrow's ceremonial program can be used for special events like Webelos Crossovers, Eagle Court of Honors, Funerals, and even Weddings. If you want to make your program more effective with OA Ceremonies, whether you are a member or not, please attend this session.

## Period 6

(3:00-3:50)

College	Course #	Course Name	Description
	CS01	<b>The Pack Committee Who Does What?</b>	We'll take a look at all the Pack positions and figure out who is responsible for the critical jobs that run a quality unit. From the Committee Chair and Committee members to Den Leaders the Cub Scout parents! We all have a responsibility to the boys to make the Cub program sizzle! Here's where you (and everyone else!) fits in.
	CS13	<b>All Tied Up in Knots Learning the Basics</b>	Can you tie a square knot? The sheet bend? Learn how to whip and fuse rope, tie the basic knots and how to teach them to the boys. Simple knots are "knot" hard.
 	CS14	<b>Cub ScOUTING Get Those Kids Outside</b>	Trust me, you'll be glad you did! Taking the kids outside to play and learn will create eager Cub Scouts and sane Den Leaders. Learn about outdoor opportunities in the area and planning Pack outings.
 	CS15	<b>Other Opportunities Moving Beyond Rank Advancement</b>	There's a lot more to Scouting than Bobcat thru Webelos. Learn about other awards and emblems, including the belt loops, BSA Family Program, Religious Emblems and more.
 	BS15	<b>The Successful Annual Plan</b>	This annual event is the key to the success of the scout year. It can make or break your unit. How to create a unit plan for the year that incorporates fun, safety, outdoor adventure, advancement, the desires of the boys, and the guidance of the adult leaders.
 	BS20	<b>First Class in the First Year</b>	First Class in one year is not as easy as it looks, here are some tips and pitfalls of achieving this goal. Learn how to make this work in your unit and how to use your unit calendar to help to make it happen.
 	BS23	<b>The Patrol Method in a Boy-Led Troop</b>	The patrol method, Patrol Leaders' Council, Troop Leadership Training with special emphasis on how to conduct this training in your troop.
 	GS11	<b>Weather Watching</b>	Intro to SKYWARN, disaster readiness, CoCoRaHS and the National Weather Service.. Methods for watching, measuring and recording the weather.
 	GS12	<b>Woodworking with Scouts</b>	Our schools continue to replace wood shops with computer labs. Scouting is one of the few places a young boy can learn manual training. We'll cover basic tools for small hands, workbenches and work holding. Service projects for young and old scouts. Project plans, and tips on patient and safe woodworking with scouts.
 	VN06	<b>Working with Youth (Teen Tactics!)</b>	This course will provide tools for adults who work with Teens in Scouting programs to gain confidence, improve their communication and leadership skills. Other topics will include methods to motivate youth to help them make their program a success!
 	CM06	<b>The Commissioners Top 10 List</b>	Everybody has their top 10 list, including commissioners. This is it. Only dedicated commissioners need register for this course because only dedicated commissioners will benefit from it. We'll review priorities, focus on our job, and focus on getting back to the real basics of what we do as commissioners.
 	OA04	<b>OA High Adventure (OA members only)</b>	The Order of the Arrow has a number of specialty and High Adventure Programs being offered in 2012 that are perfect for older Scouts and Arrowmen looking for something special at a low cost. Sea Base, Northern Tier, Canadian Odyssey, and Philmont treks will all be discussed along with other fun, adventurous, and low priced activities.

## University Details

**Fee:** \$20 before February 24. \$25 after February 24. Fee covers materials, lunch, patch, and certificate.

Make your check payable to Pine Tree Council, or

### **REGISTER ONLINE**

[www.pinetreebsa.org](http://www.pinetreebsa.org)

**Registration and check-in:** You'll be warmly welcomed at the University beginning at 7:45 am. Opening ceremony begins promptly at 8:30 am.

**Bring:** Notebook, pen, pencil, and enthusiasm.

**Attire:** Full field uniform for registered uniformed Scouters. Full uniform or dress casual for committee members. Dress casual for civilians.

**Phones:** In case of emergency, you may be reached on the day of the University at (207) 756-2374. Out of courtesy to other participants and faculty, please keep personal cell phones shut off or in the silent mode.

**Buildings:** The University is located in Kirk and Jalbert Halls.

**Smoking:** No smoking is allowed in CMCC buildings. Smoking is only permitted in designated areas.

**Children:** This training is for adults as well as Scouts, Venturers and Explorers 14 years old or older. No provisions have been made for childcare.

**Special Needs Information:** Pine Tree Council aims to make our programs available to all Scouts and Scouters. If you have a disability that may require special attention, auxiliary aids, or any reasonable accommodation, please contact Pine Tree Council at 797-5252 ext. 14 at least two weeks prior to the University.

**Training Awards:** The University provides continuing training to supplement required basic training. Den leader, Cub Scout leader, Boy Scout leader training awards accept participation in a University of Scouting to fulfill training award requirements. Please check the most up-to-date scorecard for more details.

## Directions



Located in Auburn, Maine, two miles from the city center, Central Maine Community College occupies a picturesque 135-acre site overlooking Lake Auburn. During the week, the college offers a variety of both academics (two year degrees and transfer options) and opportunities for real-world cooperative work and internships. The college is located in Maine's second largest urban area just 35 miles from the capital in Augusta, the Portland business district, and Brunswick / Bath's naval complexes on the coast.

The University of Scouting will be using classrooms, lecture halls, gymnasium, and computer laboratories in Jalbert and Kirk Halls. After you turn onto campus, watch for the scout sandwich signs to direct you to close-by parking.

**Central Maine Community College is located at  
1250 Turner Street, Auburn.**

### **From Maine Turnpike Exit 75, Auburn:**

- From the exit turn left on to Route 4 following signs toward Auburn (and directional signs for CMCC). Go north for about 6 miles, which takes you to Center Street. Continue on Center St. through town, past fast food restaurants, etc.
- Go under the overpass and turn left at the traffic light onto Mt. Auburn Ave.
- At the next traffic light turn right on to Turner St. On the roundabout, continue straight to stay on Turner St. After cresting hill road will curve right, turn left to stay on Turner St. CMCC will be on the left.

### **From Maine Turnpike Exit 80, Lewiston and Brunswick / Topsham:**

- Go toward Lewiston on Lisbon Street, 1.2 miles to the 4th light and turn right on to East Avenue.
- Go about 1.4 miles and turn left at the 4th light on to Russell Street. Continue on Russell to the overpass.
- Take the overpass into Auburn and continue to the first traffic light. the next traffic light turn right on to Turner St. On the roundabout, continue straight to stay on Turner St. After cresting hill road will curve right, turn left to stay on Turner St. CMCC will be on the left.

*Join us for a day of fun and fellowship with great Scouting Resources.*

# University of Scouting Registration



1. Fill in your information.
2. Check your registration fee.
3. Select your courses.
4. Make a copy of this form for your records.
5. Mail this form along with your fee to:

Pine Tree Council  
Attn: University  
131 Johnson Road  
Portland, ME 04102

## 1. Your Information...

Name \_\_\_\_\_

Address \_\_\_\_\_ City \_\_\_\_\_ State \_\_\_\_\_ Zip \_\_\_\_\_

Home Phone \_\_\_\_\_ Work Phone \_\_\_\_\_ E-mail Address \_\_\_\_\_

District/Council \_\_\_\_\_ Pack/Troop/Crew \_\_\_\_\_ Registered Position \_\_\_\_\_

## 2. Registration Fee...

*Please Check One:*

**Adult Participant**

\$20 if paid by 2/24  
\$25 if after 2/24

**Staff/Instructor**

\$10 fee

**Youth Participant (incl. OA youth)**

\$10 fee

## 3. Your Courses...

**Make your class selections. Please make a copy of this form for future reference.**

Check-In Registration	Opening Ceremony	1 <sup>st</sup> Period	2 <sup>nd</sup> Period	3 <sup>rd</sup> Period	Lunch & Showcase	4 <sup>th</sup> Period	5 <sup>th</sup> Period	6 <sup>th</sup> Period	Checkout Closing	
7:45 am	8:30 am	9:00 am	10:00 am	11:00 am	Noon	1:00 pm	2:00 pm	3:00 pm	4:00 pm	
<b>Example</b>		CS03	SS02	BS11		VN04	OA07	CM06		
<b>POW WOW</b> <small>See details, page 3</small>		<input type="checkbox"/> <i>Check here to select the POW WOW Track. Then, select a course for Period 5 and Period 6</i>								
<b>Your Courses</b>										